

To enroll in the LearnMate Courseware:

1. Log into Blackboard. The My Institution page is displayed, as shown below.

2. In the *Announcements* area, click **Enroll in the LearnMate Courseware Today!** The announcement shown below is displayed.

Note: If the “Enroll in the LearnMate Courseware Today” announcement is not displayed in the *Announcements* area of the My Institution page, click **more...** to see all the announcements.

3. In the announcement, click the specified (red) link to enroll in the course. The Self-Enrollment page is displayed, as shown below.

Self Enrollment

1 Enroll in LearnMate Courseware (LM101)

Instructor: Hemmy Abd. Jalal, black board
Description: This course contains links to the ten LearnMate modules available to KUITTHO students.
Categories: EDUCATION : Higher Education

2 Submit

Click "Submit" to enroll or "Cancel" to abort this process.

Cancel Submit

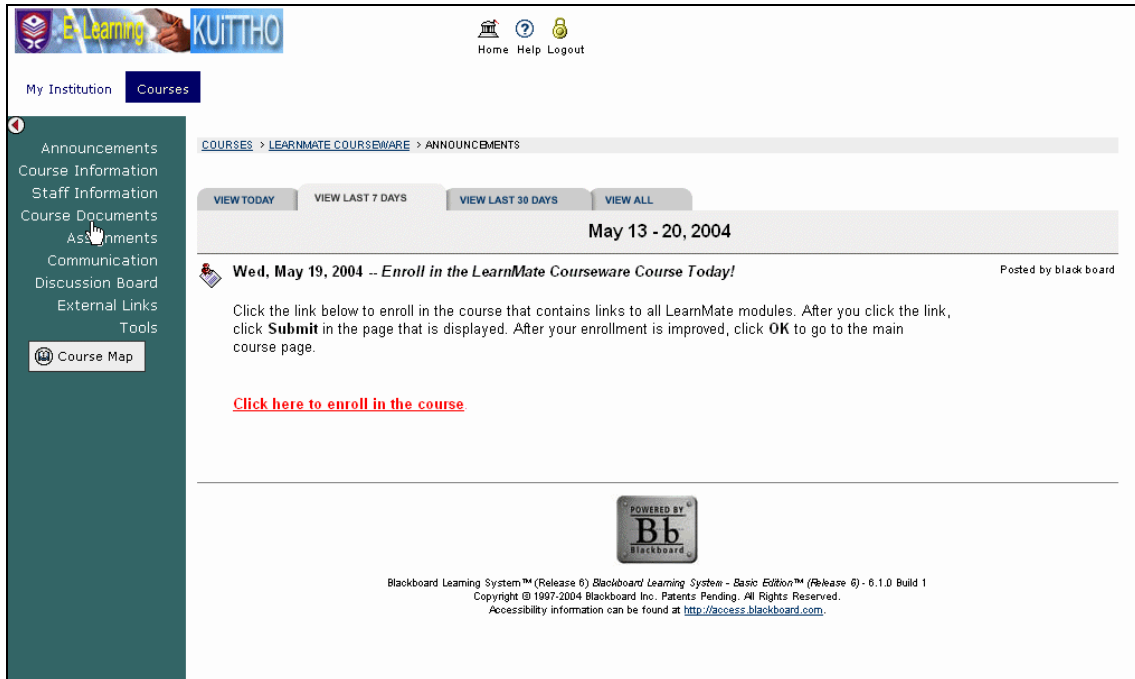
4. In the Self-Enrollment page, click **Submit**. The Self-Enrollment: Receipt Success page is displayed, as shown below.

Self Enrollment

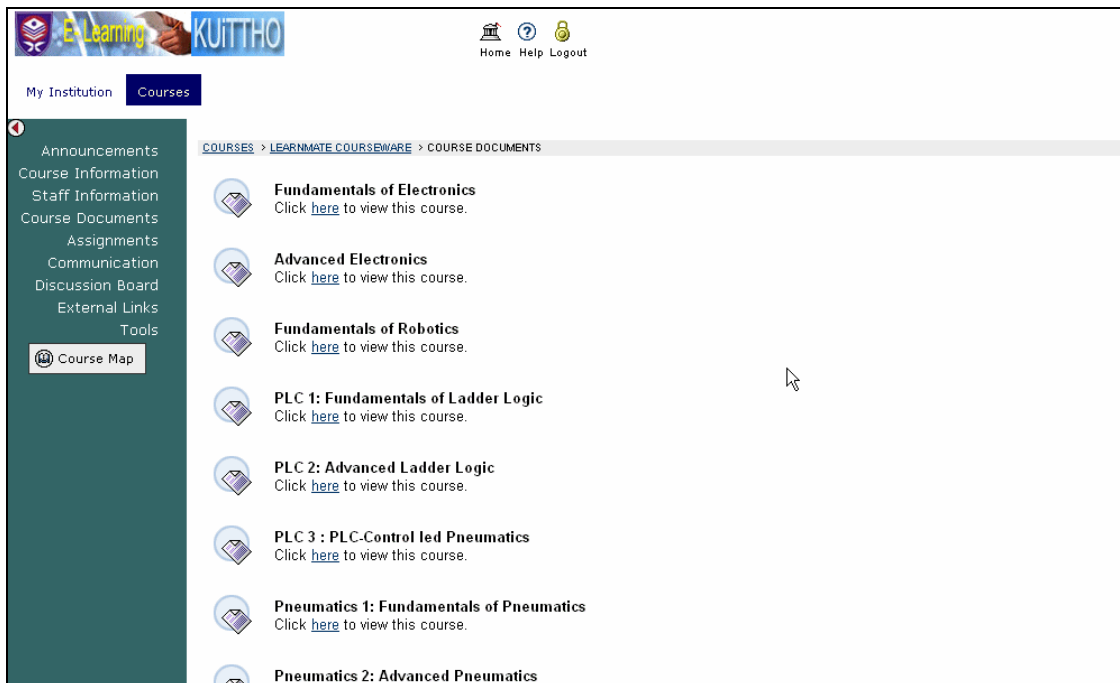
Receipt: Success
You have been successfully enrolled in **LearnMate Courseware (LM101)** as simon. Click ok to continue.
2004-05-20 01:24:17 PM

OK

- In the Self-Enrollment: Receipt Success page, click **OK**. The main page of the LM101: LearnMate Courseware course is displayed, as shown below.



- From the links on the left side of the main course window, click **Course Documents**. Links to the LearnMate modules are displayed, as shown below.

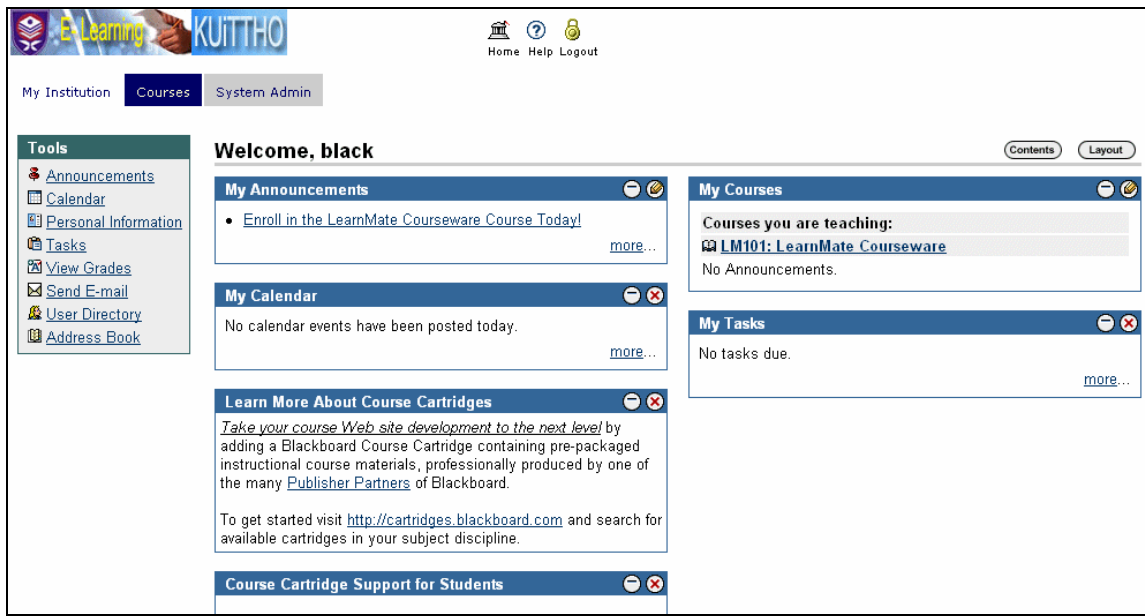


- Click on any of the links to launch the specified module.

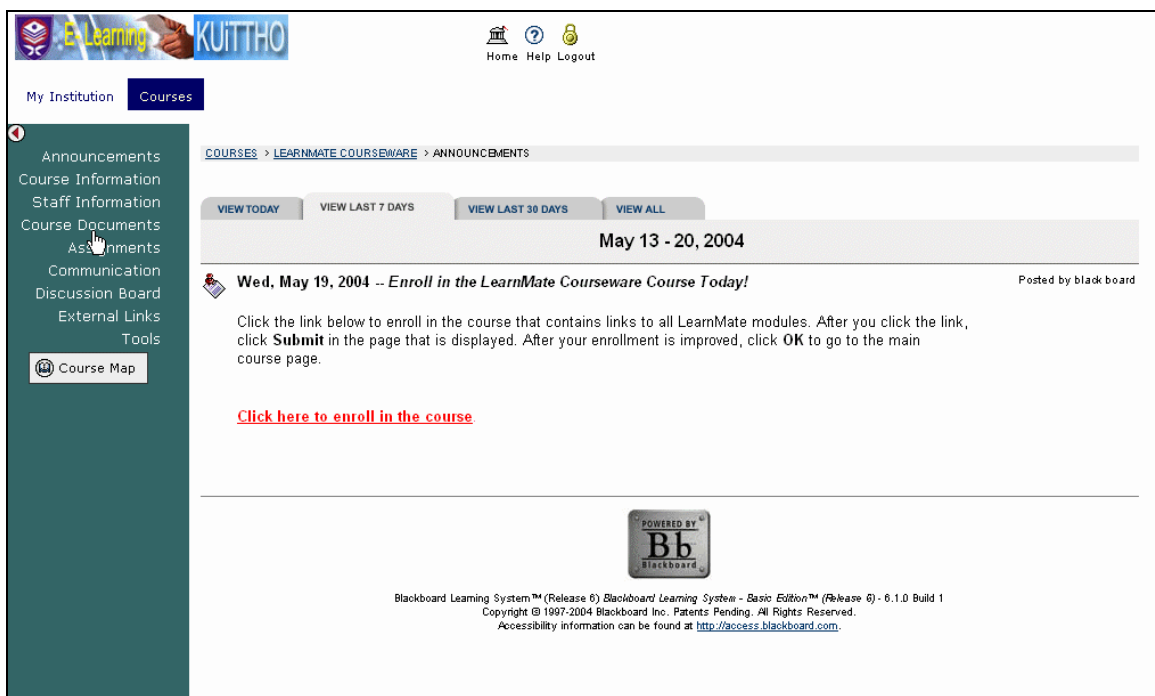
To access LearnMate courseware after enrollment:

After enrolling in the LearnMate courseware, you can access the modules any time you log into Blackboard, as follows:

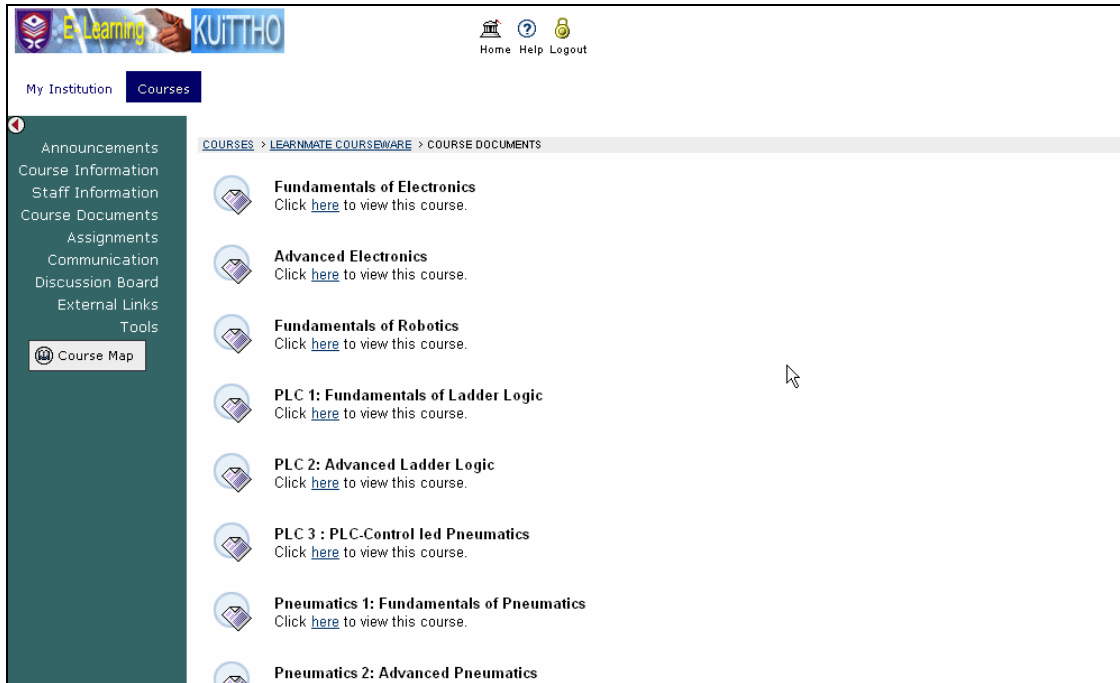
1. Log into Blackboard. The My Institution page is displayed, as shown below.



2. In the *My Courses* area of the My Institution page, click the **LM101:LearnMate Courseware** link. The main page of the LM101: LearnMate Courseware course is displayed, as shown below.



- From the links on the left side of the main course window, click **Course Documents**. Links to the LearnMate courses are displayed, as shown below.



- Click on any of the links to launch the specified module.